


Olathe Quilter's Guild

Newsletter

February 2018

Volume 38 Issue 2



From the President's Keyboard

February is the LOVE month—love of family and friends is seen everywhere.

I LOVE quilting and I suspect that all the members do as well. I LOVE how many people have volunteered for committees and that several committees are already meeting to get going. I LOVE it that we have a volunteer for Ways and Means Elect---thank you Arlene.

Teamwork plays a big part of any organization or company. I remember from my "working" days a saying that was going around ---There is no I in teamwork. How true these simple words are.

I'm proud to announce that we have chairperson(s) for 5 committees:

Charity – Sherri Irving

Welcome Table – Karen Lacy and Kenda Camp

President's Quilt – Gretchen Ryan

Special Events – Shelia Pierce and Joli Winer

Opportunity Quilt – Heather Buchwitz

Unfortunately, we have 2 committees with no sign-ups- Ways and Means and Program. Both committees play a vital part in our guild. Ways and Means provide projects to raise money for the treasury. They could benefit from members helping at the Welcome area each month as life happens to us all and prevents us from attending meetings sometimes. The Program Committee not only offers suggestions for programs and speakers, but also is an aid in helping speakers get set up and packed up from giving us a program. Both committees would not need a fulltime commitment (every month), but with several on the committee, it would allow members to pick months that they would be available to help. Please consider volunteering a little of your time to either of these committees.

Continued on next page

Inside

Coming up in February	3
Our Guild Members.....	4
Committee Updates	6
Minutes and Reports.....	10
Schedules.....	13
Show and Tell	15
Upcoming Area Quilting Events	19



From the President



From the President's Keyboard—Continued from prior page

I must apologize that when I first notified people on committees, I was going off the signup sheets that were on the table. Several days later, I realized that some members signed up for committees with the guild membership sheet (which did not list all the committees) and not on the table. I hope I have not missed notifying anyone from signing up on the membership sheet.

Lastly, we are experimenting with a different layout for the monthly meetings. We will first recognize our featured quilter, any new members and guests, and then give out birthday treats. This will be followed by our speaker/program for the evening. Because a majority of our speakers are from around the Kansas City area, it would be helpful to allow them an earlier start home. After our break, we will have the business meeting and show and tell.

Mary



These **Martha Washington Candies** were very popular at the December meeting. Here's the recipe, in case you didn't get a copy in January.

Ingredients

- 2 sticks (1 cup) butter, melted
- 1 lb powdered sugar
- 1 tbsp vanilla extract
- 1 14 oz package shredded coconut, sweetened
- 1 14 oz can sweetened condensed milk
- 1 10 oz jar maraschino cherries, drained and chopped
- 3 cups finely chopped pecans
- 1 16 oz package chocolate [Candiquik](#)

Instructions

1. After chopping cherries, place on a paper towel so the liquid can be absorbed. Blot dry with additional paper towels.
2. Combine all ingredients except for Candiquik in a large bowl.
3. Refrigerate for at least two hours. Tip #1 - the colder the filling is the quicker the chocolate will set up
4. Form into balls about the size of a walnut or whatever size you prefer.
5. Refrigerate balls for 20 minutes. Tip #2 - See tip #1
6. Line baking sheet with parchment paper.
7. Melt Candiquik according to package directions.
8. Dip balls into chocolate, (I [use these tools here](#)) tap off excess, and place on lined baking sheet to set up. Tip #3: Get off as much chocolate as you can otherwise it will pool at the bottom of the candy and you'll have to trim it off.
9. Repeat until all balls are covered in chocolate.
10. Store in airtight container.

Makes about 60 candies.

Recipe by Mom On Timeout at <https://www.momontimeout.com/martha-washington-candies/>



Coming Up In February



Jane Bromberg—February Speaker

Jane Bromberg is the owner of Custom Quilting located in Kansas City, Mo. Jane has been a quilting enthusiast for many years and has operated her custom long arm quilting business since 2008. Besides finishing quilt tops, she creates original designs commissioned by her clients. She is a former dress-maker that uses her sewing talents in all aspects of quilt making. Samples of her

work can be found on CustomQuiltingkc.com or @janebromberg or on Facebook.

Jane will be giving her program on edge finishes for quilts. The program, Finishing Up!, will present different design choices for you to use on your quilts.



Have you signed up for a committee yet?

Another opportunity is coming up. Signups will be available again at the February meeting.



Up for a vote

Voting planned for the February meeting includes committee descriptions and selecting a color palette for the opportunity quilt. A survey is also planned for workshop topics.



For those who collected 2 ½" squares at last months activity, please remember to sew them together into a 10 ½" square and bring them to the February meeting. If you received extra squares, please sew them into 1x5 strips.



Our Guild Members



Spotlight Quilter for February —

Linda Hagen

I started quilting in 1978 when my 3 children were all under the age of 5. Quilting kept me sane, I think? My first quilt was a kit of hand appliqued iris, hand embroidered accents, and I hand quilted it. Since then I have discovered the sewing machine...

I machine piece and do my own quilting on my domestic machine. At this time I have 3 waiting to be quilted so I may bite the bullet and pay a long arm friend.

I never thought I'd get into paper piecing, but I took a class and discovered I love it. So accurate! I also love my embroidery machine and make quilts and wall hangings with it.



This beautiful paper pieced quilt was made by Linda for her son's wedding.

Quilting has changed so much since 1978. The fabric quality and colors are so awesome now. The machine quilting is so much more beautiful than in the past, and of course, the toys (I mean tools) I just can't get enough. ❤️

I am most thankful for my sewing room. After living in a camper for 11 years, you can imagine how great it is to have space. Is there ever enough space???

God bless,
Linda Hagen

Kenda Camp - Feb 6th
Amy Domke - Feb 7th
Mary Rayborn - Feb 7th
Donna DeHart - Feb 12th

February Birthdays

Kathleen Kolodziejczyk - Feb 15th
Jean Spohrer - Feb 15th
Sherri Irving - Feb 16th
Ruthi Hoadley - Feb 25th



Our Guild Members



2018 Olathe Quilter's Board

President: Mary Pacey

Vice-President/Program: Teresa Jones

Program Elect: Pam Pearson

Secretary: Susan Gandy

Treasurer: Libby Corrison

Ways & Means: Linda Hagen & Mary Rayborn

Ways & Means Elect: Arlene Banks

Historian: **VACANT**

Public Relations: Karen Lacy

Membership: Karen Goodwin & Jean Spohrer

Newsletter Editor: Sherri Critchfield

Advisor: Shari Pine



We would **love** to have a volunteer for the board position of Historian. Cheryl has served her two year limit. ***Can you fill in?***

Historian: Shall collect and preserve accounts of Guild activities, including appropriate memorabilia for the current year to be added to the records of past years.



Installation
of 2018
Guild officers



Committee Updates



Membership—January 2018

Please remember to pay your \$30 membership dues at the February meeting or send your check along with the completed membership form to: Karen Goodwin, OQG Membership, PO Box 2651, Olathe, KS 66063. Make checks payable to Olathe Quilter's Guild or OQG. Those who have not paid their membership dues by April 1, 2018 will no longer be eligible for membership benefits and will be dropped from the mailing list. Those that paid dues at the January meeting can pick up their 2018 Membership cards at the Membership table.

Please welcome Cindy Ott as a new member to the guild along with Carmen Carter and Linda Meisel as returning members from the past.

Our current guild membership is at 73 members. Please remember to invite interested friends, neighbors, co-workers or relatives to the guild meetings so that we can all share our love of quilting.

Karen Goodwin and Jean Spohrer---Membership



Ways and Means

The 2019 Ways & Means committee has started planning. We need your scraps. During 2018 we will collect your scraps. But you will have to wait until January 2019 to see what is planned!

Needed: red, white, blue, black, yellow, orange, green and purple fabric

Pieces 5 inches square or larger

Pieces 2 1/2 inch or wider by 15 inch or longer. (2 and 1/2 by 15 being the smallest size)

And batik fabric, any color, 6 1/2 inches square or larger.

The more we collect, the better variety. Something different is planned for 2019.

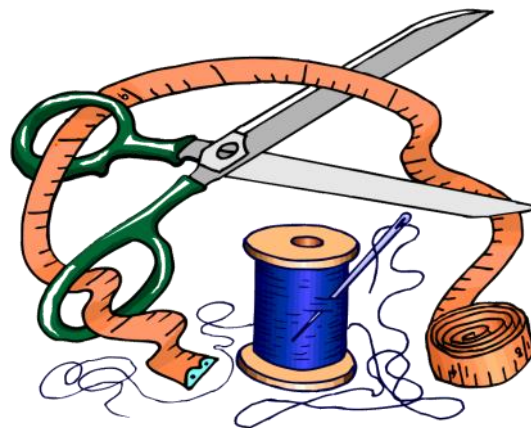


Committee Updates



2018 Olathe Quilters' Guild Block of the Month

"I did it my way!" Creative Sampler



This sampler is geared for all levels of quilting- from beginner to advanced. This will be a 9 block sampler and you are allowed to make the blocks in any size and any color combination you desire. The committee has chosen these 9 blocks which were chosen to increase quilting techniques as the months progress. In early spring of 2019, voting will be held at a meeting (announced later this year) and prizes will be given for 1st, 2nd, and 3rd place viewer's choice.

The blocks to use are as follows

1. Nine Patch - February
2. Rail Fence - March
3. Four Patch - April
4. Half Square Triangles -May
5. Quarter Square Triangles - June
6. Flying Geese - July
7. Square in a Square - August
8. Log Cabin or Courthouse Step -September
9. Appliqued Heart – October

Each member is allowed to alter or embellish each block, but keeping the basic "shape" of the block so it is recognized.

At the meetings, we will bring a display board of possible blocks that fit the requirement for the blocks listed above. During February's meeting, the board will show blocks for February, March, and April. Each following month will drop off the previous month's blocks and add the next following month's blocks.

Embellishments could include embroidery, applique, painting, thread painting, beading, or coloring, just to name a few.



Committee Updates



Outreach Committee

OGQ Members! Our outreach committee is investigating workshops beyond speakers and guild meetings. We were wondering what topics would interest you most. Please consider the following and be ready to "vote" on topics at the next meeting. Also, what else interests you and what would you be willing to teach? Classes would be at no cost, although there may be kit fees sometimes. People outside our guild would also be welcome.

9 patch with snowball block

Rail fence

Log cabin

Dresden plate

Simple disappearing 4 patch

NY Beauty

Folk art star (like pointless wonder)

Quartered striped quilt

Card trick quilt block

Jellyroll race

Binding

Twilling

Embroidery

Beginning paper piecing

English paper piecing

"Manly" quilt

T shirt quilt

3 yards of fabric quilt

Using Paintstix

Using Spoonflower

Using your personal computer to print on fabric

E Quilter





Committee Updates



2018 Charity News - February

Members of the Charity Committee met and discussed the quilts we currently have in progress. We are recommending that we complete the approximately 30 quilts and donate them to Project Warm Embrace. The quilts in progress are the correct size for this organization and really are geared for children and youth. Our 2017 donation was so greatly appreciated. Unfortunately, the need remains.

To complete these quilts, the Committee discussed plans on having "Prep" sessions to cut batting, sew backings and then have full kits available for quilting. We even might have some actual Quilting sessions where, if you would like to practice simple quilting, we would have the quilts and experienced members that would be available to provide tips and tricks. Come for the practice and the fellowship. Stay tuned for dates.

Looking forward, we have begun checking on charities to consider as we continue in providing comfort to others. We plan on bringing our recommendations to the membership this spring for a vote. Your input and suggestions are welcomed!

As a reminder, the Charity Committee will ALWAYS accept any donation of fabric. We will work to stretch our funds resourcefully (to purchase batting and some backing fabric). If you want to donate your time, we will have more sewing sessions (outside of a meeting) in 2018. We will work to have 'quilt top kits' available that can be taken home to sew. Also, remember there will be no waste of fabric! From squares, to strips, to too-small-to use pieces that go towards doggie beds, everything is utilized.

Thank you for sharing your time and talents. Our charity quilts provide warmth and comfort. You all are great!

2018 Charity Committee





Minutes and Reports



Olathe Quilters Guild
Treasurer's Report
January 2018

Checking Balance 1/1/2017	\$8,346.59
Money Market Balance 1/1/2018	<u>\$12,127.50</u>
	\$20,474.09
Receipts	
Membership	\$1,170.00
Ways and Means	<u>\$115.00</u>
	\$1,285.00
Expenses	
Olathe Christian Church – January room	\$75.00
Linda Hagen – Ways and Means	\$31.47
Cheryl Wilcox – jump drives for photos	\$19.98
Libby Corrison – color copies of budget proposal	\$24.14
Lynda Ochs – QH gift card for first place Mystery Quilt	<u>\$25.00</u>
	\$175.59
Operating Account Balance 1/22/18	\$9,456.00
Money Market Account Balance 1/22/18	<u>\$12,127.50</u>
Combined Balance 1/22/18	<u>\$21,583.50</u>



*The deadline for submissions for the March newsletter will be Wednesday, February 28th.
Please send items to OQGNews18@outlook.com.*



Minutes and Reports



Meeting Minutes
Olathe Quilter's Guild
January 9, 2018

The January, 2018, Guild meeting was called to order at 6:32 p.m. by President Mary Pacey. Mary welcomed every one, noting the attendance of some past members. She congratulated our Newsletter Editor, Sherri Critchfield, for a job well done on her first Guild newsletter. Mary introduced our featured quilter for January, Teresa Jones. Mary also stated that she intends to renew and retain past President Shari Pine's birthday treat activity at our meetings. Installation of 2018 officers for our Guild was conducted by Shari Pine.

A motion was requested to accept the December guild meeting minutes. The motion was made by Barb Dietz and seconded by Kenda Camp. The motion passed by acclamation.

After some brief discussion several motions were requested for approval of a variety of changes that were sent as attachments in the January newsletter:

A motion for By-Law revisions to be accepted was made by Peggy Anderson and seconded by Pam Pearson. The motion passed by acclamation.

A motion to accept new Workshop Policy Guidelines was made by Jolie Winer and seconded by Linda Ochs. The motion passed by acclamation.

A motion to accept the December Treasurer's report was made by Barb Dietz and seconded by Kenda Camp. The motion passed by acclamation.

Treasurer Libby Corrison conducted a review of the proposed 2018 budget including options for both a \$20 or \$30 membership dues amount. It was noted that the board had taken into consideration requests for increasing expenditures to include nationally known speakers due to our healthy treasury. Vice President Pam Pearson then discussed speakers that were being pursued for 2019 and into 2020 (as 2018 program speakers are already set).

Ballots were handed out to vote on whether to charge either \$20 or \$30 for annual membership dues. Ballots were collected and counted. The vote was 33 votes for \$30 dues and 17 votes for \$20 dues. The \$30 dues passed.

Other committee reports:

Program – Teresa Jones discussed our 2018 speakers line up. She explained the activity for the evening. Pam Pearson discussed and requested ideas for workshops.

Continued on next page



Minutes and Reports



Meeting Minutes continued from prior page

Ways & Means - Linda Hagan stated that there were 3 raffle baskets available including one with a Valentine theme. She asked for a show of hands regarding interest in another Mystery Quilt fundraiser. More than 20 expressed interest. She will proceed to acquire another Mystery Quilt.

Membership –Jean Spohrer stated that membership cards for the evening's paid memberships will be available at the February meeting. Heather Buchwitz stated that there is a private Guild Facebook group that can be accessed through the Guild's Facebook page for members only.

Charity – Sherri Irving stated that additional charity quilt work will be done this year and encouraged everyone to sign up and/or donate materials and quilting.

Because there are so many changes and new committees, Mary Pacey will request approval votes for those committees at future meetings. She encouraged members to join a committee. Committees make the Guild really work and are a great way to meet new people.

Discussion was held on whether to continue the UFO Challenge activity. No motion was made. The UFO Challenge was discontinued.

The 2017 Mystery Quilts made by members were displayed and favorites were voted on by paper ballot. The Mystery Quilt favorites were: 1st – Heather Buchwitz, 2nd was a tie – Gretchen Ryan and Linda Ochs. Gift certificates were awarded.

“Getting to Know You” was the meeting's themed social activity. Handouts with information facts about members were used to ascertain which member matched which fact. 2 ½” squares of fabric were given when a match was made. The resulting collection of scrap squares were to be taken home and made into 10 ½” blocks for more charity quilts. Blocks are to be returned at the February meeting.

There were nine Show & Tell participants: Heather Buchwitz, Barb Dietz, Pam Pearson, Kerri Robinson, Teresa Jones, Janis Raspberry, Carolyn Routh, Shari Pine, and Janie Benander.

Pam Pearson was the winner of the evening's Door Prize. Raffle basket winners were Cheryl Wilcox, Kenda Camp and Janie Benander.

There were 45 members and 2 guests attending. The meeting was adjourned at 8:15 p.m.

Respectfully submitted,
Susan Gandy, Secretary



Schedules



2018 Guild Meeting Schedule

- **January 9** – Guild Social – Getting to know each other
- **February 13** – Jane Bromberg – Finishing up!
- **March 13** – Liz Granberg – Adventures with 60° Triangle Quilts
- **April 10** – Mary Honas – Intensity, Value, Contrast & Scale
- **May 8** – Angela Walters – How Do I Quilt It?
- **June 12** – Guild Summer Social
- **July 10** – Raija Salomaa – Journey as a Pattern Designer
- **August 14** – Lori Triplett – Pieces of the Prairie
- **September 11** – Gail McKay – How Fabric is Made and the Life of a Fabric Representative
- **October 9** – Guild Charity Night
- **November 13** – Guild Fall Dinner
- **December 11** – Guild Holiday Social

OQG meets the second Tuesday of each month at 6:30 p.m. at:

Olathe Christian Church
1115 S. Ridgeview Road
Olathe, KS 66062



Please join us for dinner prior to guild meeting at Panera on 20120 West 153rd St. in Olathe. (Near Home Depot at 153rd and 7 Highway/169 Highway) We meet at 4:30, but member's trickle in as they get off work. Join us for some quilting fellowship before the meeting.



Reminder: If the Olathe School District calls off school due to the weather, we will not have our guild meeting.





Schedules

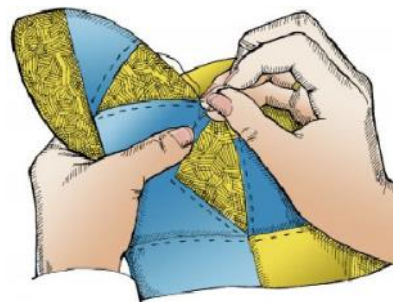


Hand Quilters

The Hand Quilting Stitch Group meets the third Thursday of each month at 6:30 pm. The next meeting will be **February 15, 2018.**

The meeting is located at Olathe Christian Church. Enter the main entrance, go down the hallway to the right to Room 2. Everyone is welcome. Bring quilting or piecing to work on.

If you have questions, please contact Susan Gandy at 913-764-1250 or at ganfam@att.net.



OQG Board Meetings

All guild members are welcome to attend the OQG Board Meetings.

Beginning January, 2018, Board Meetings are at 6:00 pm on the Wednesday of the week following the regular guild meeting. They are held at Olathe Christian Church in Room 2.

The next Board meeting will be on **February 21, 2018.**

Olathe Christian Church—Entrances from main parking lot



East entrance—best for regular guild meetings



West (main) entrance—best for Hand Quilters and Board Meetings

Want another way to stay in touch between meetings? Sign-up to our OQG Facebook group.

The address is facebook.com/groups/OQGuildGroup



Show and Tell



Barb Dietz

Pam Pearson



Heather Buchwitz



Show and Tell



Janie Benander

Carolyn Routh



Janis
Raspberry





Show and Tell



Kerri Robinson



Teresa Jones

Shari Pine



What about those times you get a project done, but you have to send it off or give it away before you get the chance to bring it to Show and Tell?



Post a picture to our

[Olathe Quilt Guild Facebook group.](#)

Have you joined the group yet?



Mystery Quilts

Winners:

1st—Heather Buchwitz

2nd—Tie between
Gretchen Ryan and
Lynda Ochs





Upcoming Area Quilting Events




Quilt Shows and Displays—2018

Dates and City	Name of Show and Group	Link to Website for more info
Feb 2—March 8 Kansas City, MO	1,000 Footsteps Tell the Story—by Once We Were Refugees non-profit group	kcur.org/post/refugees-whove-made-new-homes-kansas-city-quilts-are-universal-language#stream/0
March—all month Yoder, KS	Parade of Quilts—by Ladies from the Yoder community and Amish and Mennonite com-	www.yoderkansas.com/calendar-of-events/parade-of-quilts.html
March 24—25 Abilene, KS	A Sunflower Journey Quilt Show—by End of the Trail Quilters' Guild	sunflowerjourneyquilts.show.wordpress.com/2018-quilt-show/
June 21—23	Common Threads Regional Quilt Show—by Prairie Quilt Guild of Wichita	Wichitaquilts.show.com

Quilt Shows and Displays—2019

June 13—15	Kansas City Regional Quilt Festival	kcrqf.com
------------	-------------------------------------	--



by Ricky Tims
in Overland Park

March 9-10, 2018

[Event information web site](#)



Want a preview of Ricky Tims? Go to thequiltshow.com/watch/free-shows to see a list of available free shows.

Know of an event coming up? Send the info to OQGNews@outlook.com and we can include it in the newsletter.